

Since - 1995

Decorative®

Comfort For Everyone



YOUR RELIABLE

Furniture Manufacturer In INDIA.

www.decorative.co.in

Decorative®

Comfort For Everyone

Mr. Divesh Savla (Chairman & MD)
is the guiding force behind the success of
our business venture. His business acumen
and ethics have always been a source of
inspiration to all our employees. We're
excited to welcome you to be part our
esteemed clients."



"Home, Office or Outdoor Furniture, it is always a pleasure
to cater our consumers. 'Right furniture enhances the value
of space', with this thought in mind Decorative was born.
Decorative began its' journey in 1995 and has grown to be
one of the largest Furniture Manufacturer in India, we offer
a wide range of furniture to cater residences, offices, hotels,
sanatoriums and corporate.

EVERYTHING UNDER ONE ROOF

The plant is spread over 150000 Sq. ft area & 200+ employees' team, help us to make everything under one roof capacity of 4 lakh products per annum.

Decorative®

Comfort For Everyone



All Std, Size CRCA & SS PipeReady Stock



CNC CUTTING MACHINE



AUTOMATIC CNC BENDING MACHINE



STEEL SHEET BENDING, CUTTING & EMBOSsing



ALUMINUM WELDING



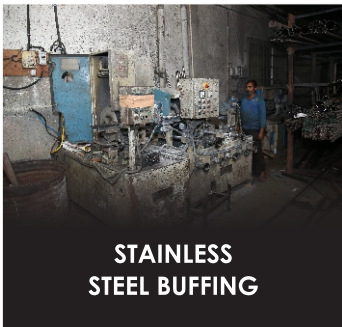
ROBOTIC WELDING MACHINE



METAL Co2 WELDING & GRINDING



MULTIPLE USE MACHINE



STAINLESS STEEL BUFFING



QC CHECK



7 TANK POWDER COATING PROCESS



PU LACKER & WOOD GRAIN FINISH



CUSHION & UPHOLSTERY



GLASS CUTTING DESIGN & COLOR



GARDEN OUTDOOR FURNITURE SYNTHETIC WEAVING



WOOD WORKING MACHINES



OFFICE CHAIR MANUFACTURING



READY STOCK MATERIAL



FACTORY OUTLET




FACTORY PREMISES

OUR PRODUCT PORTFOLIO

OUR PRODUCT PORTFOLIO





Our Projects




CAFETERIA SERIES

CAFETERIA SERIES



HOTEL SERIES

HOTEL SERIES



Banquet Series

Banquet Series




Outdoor Garden

Outdoor Garden Series



Home, Wooden....

Home, Wooden Lacquer & Space Saving Series



Office, Lounge, ...

Office, Lounge, Educational, Work from Home Series



Educational Series



Decorative®

Comfort For Everyone



EVERYTHING UNDER ONE

ROOF

150000 Sq. ft. area help us to make everything Under one Roof



TEAM WORK

200+ Employees Team, Works like a complete Family.



FAST DELIVERY

One Roof Production Process help to delivered any products before the time.



PRODUCT QUALITY

Our Experience QC team checking all products properly before Dispatch.



BEST PRICE GUARANTEE

Direct factory outlet help you to get product at best price



CUSTOMER SATISFACTION

Customer Satisfaction is our first motto.

Our Clientele



GET IN TOUCH

Showroom

Decorative: B-3, Bharat Market,
Shubhash Nagar, Asalfa Village, JMM Road,
Ghatkopar (W), Mumbai - 400 084

Factory:

L-11/12, Shree Rajlaxmi Park Ltd.
Opp. Delhi Darbar Hotel, Village
Pogaon, Bhiwandi - 421302

Email

www.decorative.co.in
swarup.decorative@gmail.com
swarup@decorative.co.in

Contact

Swarup Gargote (Business Head)
Mob : - 8380008555

Prajakta : 8380008444



MAKE IN INDIA

Decorative®

Home Series



SINCE 1995

Decorative®

Comfort For Everyone

"Home, Office or Outdoor Furniture, it is always a pleasure to cater our consumers. 'Right furniture enhances the value of space', with this thought in mind Decorative was born.

Decorative began its' journey in 1995 and has grown to be one of the largest Furniture Manufacturer in India. With a floor space of over 100000 sqft and cutting edge technology. we offer a wide range of furniture to cater residences, offices, hotels, sanatoriums and corporates.

Our MD, Mr. Divesh Savla is the guiding force behind the success of our business venture. His business acumen and ethics have always been a source of inspiration to all our employees. We're excited to welcome you to be part our esteemed clients."



Factory Premises



Office



Factory Display Outlet



Ready Material Stock



Dispatch Department



Wood Working



Manufacturing Department



Robotic Welding



Aluminium Welding



Metal CO2 Welding & Grinding



CNC Bending Machines



CNC Cutting Machine



Multiple use Machine



Steel Sheet Bending, Cutting, & Embossing



7 Tank Powder Coating



Cushion & Upholstery



Garden Outdoor Furniture Synthetic Weaving



Glass Cutting, Design & Color

Index

04 WOODEN BEDS

16 BUNK BEDS

28 DINING CHAIRS

08 METAL BEDS

18 SOFA CUM BEDS

30 SWINGS

12 WITHOUT
STORAGE BEDS

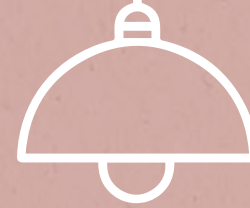
22 SOFA SETS

34 CENTER TABLES

15 FOLDING BEDS

24 DINING SETS

35 STOOLS



WOODEN
BED



DB 751



DB 752



DB 753



DB 754



DB 755



DB 756



DB 199



DB 195



DB 198



DB 189



METAL STORAGE
BED



DB 139



DB 757



DB 115



DB 167



DB 758



DB 101



DB 110



DB 159 side open



DB 168



DB 759

ADDITIONAL FEATURES AVAILABLE IN STORAGE BEDS *Decorative*[®]



FEATURE - 2
FRONT TROLLEY & HYDROLIC

VIEW - 1



VIEW - 2



FEATURE - 3
SIDE TROLLEY & HYDROLIC

VIEW - 1



VIEW - 2



FEATURE - 4
BOTH SIDE TROLLEY

VIEW - 1




VIEW - 2



FEATURE - 5
ONE SIDE DOOR

WITHOUT STORAGE
BED



DB 141



DB 760



DB 761



DB 158



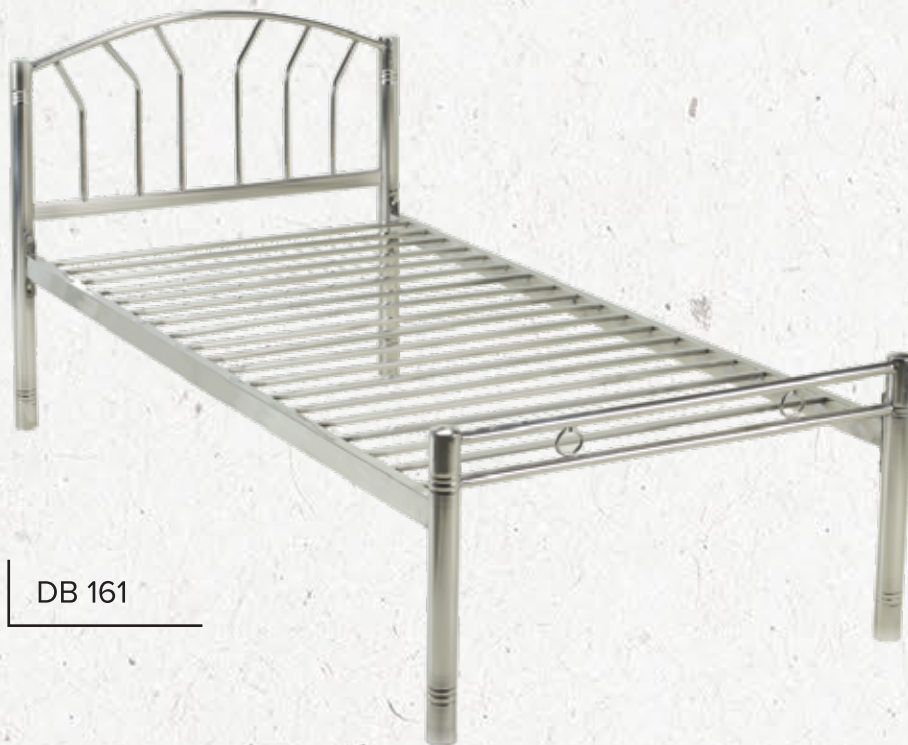
DB 762



DB 101



DB 159



DB 161



DB 162

FOLDING BEDS



DB 703



DB 702



DB 165



DB 166



BUNK BED



DB 175



DB 176



DB 177



DB 184



DB 163



DB 183

SOFA CUM
BED



DCB 242



DCB 248



DCB 250



DCB 249



DB 211



DCB 251



DCB 208



DCB 201



DCB 204



DCB 252



DCB 201 (SS)

ADDITIONAL FEATURES AVAILABLE IN SOFA CUM BEDS *Decorative*[®]



6x5 CUM BED
1 TROLLEY VIEW



6x6 CUM BED
BED 2 TROLLEY VIEW



PREMIUM FOAM CUSHION



HITLON CUSHION



BONDED CUSHION

SOFA SETS



DS 226



DS 245



DS 229



DS 228



DD 239



DS 238



DS 241



DS 240



DINING
SETS



DD 301 | DMC 104



DD 309 | DMC 108



DD 311 | DMC 129



DD 310 | DMC 107



DD 302 | DMC 087



DD 304 | DMC 304



DD 315 | DMC 129



DD 319 | DMC 319



DD 311 | DMC 079



DD 311 | DMC 311



DD 320 | DMC 130



DD 302 | DMC 079



DD 315 | DMC 091



DMC 104



DMC 120



DMC 108



DMC 116



DMC 091



DMC 093



DMC 145



DMC 101



DMC 129



DMC 107



DMC 135



DMC 121



DMC 250



DMC 088



DMC 132



DMC 140



DMC 083



DMC 105



DMC 087



DMC 079



DMC 085




DMC 315



DMC 130



DMC 080



GARDEN
SWING

DJ 405



DJ 401

DJ 411



DJ 402




DJ 412



DJ 403



DJ 410



DJ 409




DB 404



DJ 408



DCT 537



DCT 527



DCT 529



DCT 503



DCT 508



DCT 509



DCT 510



DCT 519



DCT 511



DCT 513



DCT 514



DCT 520



DCT 501



DCT 502



DCT 506



DA 601



DA 604



DA 605



DA 606



DA 616



DA 618



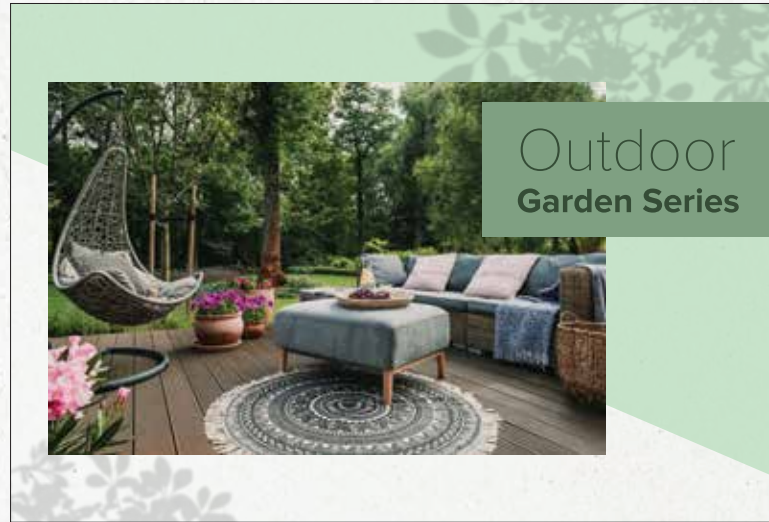
DA 617



Scan QR Code to Download All Series

◆ Our Other Series ◆

SINCE 1995
Decorative[®]
Comfort For Everyone



SINCE 1995
Decorative[®]
Comfort For Everyone

Home Series

TO BE EFFECTIVE FROM 1-JAN-2022

Devanshi Designer Creation Pvt. Ltd.

-: Factory :-
L-11/12, Shree Rajlaxmi Park Ltd., Opp. Delhi Darbar Hotel, Village Pogaon, Bhiwandi. 421302.

-: Showroom :-
Decorative - B-3, Bharat Market, Subhash Nagar, Asalpha Village, J.M.T. Road, Ghatkopar (W), Mumbai - 400084

-: Warehouse :-
7, Sheetal Nagar, J. M. T. Road, Subhash Nagar, Asalpha Village, Ghatkopar (W), Mumbai - 400084

Note :

- 1) All above price are inclusive of GST 18%
- 2) All rates are in Black / Brown Powder Coating only. Other colours will be charged extra.
- 3) All cushion inclusive of Rs : 100.00 MTR.
- 4) Cushion seat 32 density premium quality (3 years warranty) & back 28 density.
- 5) Packing & forwarding charges extra.
- 6) Direct delivery to customer will be charged extra.
- 7) Check stock availability & rates of the product before confirming the order.
- 8) No Warranty / Replacement against any loss / damage occurred during transit or transporters fault.
- 9) Colour apper in catalogue may vary from the actual product.
- 10) Delivery time minimum 10 - 12 days for make to order items.

ADDITIONAL IN BED FEATURES (METAL STORAGE BEDS ONLY)

- | | |
|---|---|
| 1) Feature - 2 Front trolley with hydraulic Extra | : Rs. 9500 + 1400 Bottom Patra Difference |
| 2) Feature - 3 Side trolley with hydraulic Extra | : Rs. 9500 + 1200 Bottom Patra Difference |
| 3) Feature - 4 Both Side Trolley Extra | |
| 6' x 3' Full Metal Trolley Only One Side | : Rs. 8000 |
| 6' x 2.5' Full Metal Trolley Only One Side | : Rs. 7000 |
| 4) Feature - 5 One Side 4 Door With Lock | : Rs. 1500 |

WOODEN-PLB BED

DB-751



PAGE No. 4

| PARTICULARS | | 6' X 4' | 6' X 5' | 6' X 6' | 6.5' X 5' | 6.5' X 6' |
|------------------------|----|---------|---------|---------|-----------|-----------|
| BOTTOM PLY PLB-18MM | MS | 43200 | 47500 | 53800 | 51300 | 57600 |
| BOTTOM PATRA | | 44000 | 48500 | 55500 | 52500 | 59500 |

DB-752



PAGE No. 5

| PARTICULARS | | 6' X 4' | 6' X 5' | 6' X 6' | 6.5' X 5' | 6.5' X 6' |
|------------------------|----|---------|---------|---------|-----------|-----------|
| BOTTOM PLY PLB-18MM | MS | 43200 | 47500 | 53800 | 51300 | 57600 |
| BOTTOM PATRA | | 44000 | 48500 | 55500 | 52500 | 59500 |

DB-753



PAGE No. 6

| PARTICULARS | | 6' X 4' | 6' X 5' | 6' X 6' | 6.5' X 5' | 6.5' X 6' |
|------------------------|----|---------|---------|---------|-----------|-----------|
| BOTTOM PLY PLB-18MM | MS | 41200 | 44500 | 49800 | 48300 | 53600 |
| BOTTOM PATRA | | 42000 | 45500 | 51500 | 49500 | 55500 |

DB-754



| PARTICULARS | | 6' X 4' | 6' X 5' | 6' X 6' | 6.5' X 5' | 6.5' X 6' |
|------------------------|----|---------|---------|---------|-----------|-----------|
| BOTTOM PLY PLB-18MM | MS | 38400 | 42100 | 48000 | 45900 | 51800 |
| BOTTOM PATRA | | 39200 | 43100 | 49700 | 47100 | 53700 |

DB-755



| PARTICULARS | | 6' X 4' | 6' X 5' | 6' X 6' | 6.5' X 5' | 6.5' X 6' |
|------------------------|----|---------|---------|---------|-----------|-----------|
| BOTTOM PLY PLB-18MM | MS | 37700 | 42000 | 47600 | 45800 | 51400 |
| BOTTOM PATRA | | 38500 | 43000 | 49300 | 47000 | 54300 |

DB-756



| PARTICULARS | | 6' X 4' | 6' X 5' | 6' X 6' | 6.5' X 5' | 6.5' X 6' |
|------------------------|----|---------|---------|---------|-----------|-----------|
| BOTTOM PLY PLB-18MM | MS | 35200 | 39500 | 45400 | 43300 | 49200 |
| BOTTOM PATRA | | 36000 | 40500 | 47100 | 44500 | 51100 |

DB-199



PAGE No. 7

| PARTICULARS | | 6' X 4' | 6' X 5' | 6' X 6' | 6.5' X 5' | 6.5' X 6' |
|------------------------|----|---------|---------|---------|-----------|-----------|
| BOTTOM PLY PLB-18MM | MS | 34400 | 37100 | 41800 | 40900 | 45600 |
| BOTTOM PATRA | | 35200 | 38100 | 43500 | 42100 | 47500 |

DB-195



| PARTICULARS | | 6' X 4' | 6' X 5' | 6' X 6' | 6.5' X 5' | 6.5' X 6' |
|------------------------|----|---------|---------|---------|-----------|-----------|
| BOTTOM PLY PLB-18MM | MS | 28300 | 32100 | 37400 | 35900 | 41200 |
| BOTTOM PATRA | | 29100 | 33100 | 39100 | 37100 | 43100 |

DB-198



| PARTICULARS | | 6' X 4' | 6' X 5' | 6' X 6' | 6.5' X 5' | 6.5' X 6' |
|------------------------|----|---------|---------|---------|-----------|-----------|
| BOTTOM PLY PLB-18MM | MS | 28300 | 32100 | 37400 | 35900 | 41200 |
| BOTTOM PATRA | | 29100 | 33100 | 39100 | 37100 | 43100 |

DB-189

COMMERCIAL PLY BED



| PARTICULARS | | 6' X 4' | 6' X 5' | 6' X 6' | 6.5' X 5' | 6.5' X 6' |
|--------------|----|---------|---------|---------|-----------|-----------|
| BOTTOM PLY | MS | 35000 | 38500 | 43500 | 42000 | 47000 |
| BOTTOM PATRA | | 37000 | 41000 | 46000 | 45000 | 50000 |

METAL STORAGE
BED

DB-139



PAGE No. 8

| PARTICULARS | | 6' X 2.5' | 6' X 3' | 6' X 4' | 6' X 5' | 6' X 6' | 6.5' X 5' | 6.5' X 6' |
|----------------|----|-----------|---------|---------|---------|---------|-----------|-----------|
| BOTTOM PLY | MS | 19500 | 21000 | 24000 | 26700 | 31200 | 30200 | 34700 |
| BOTTOM PATRA | | 20500 | 22500 | 26000 | 29200 | 34700 | 33200 | 38700 |
| CLOTH REQUIRED | | | | | | | | |

DB-757



PAGE No. 9

| PARTICULARS | | 6' X 2.5' | 6' X 3' | 6' X 4' | 6' X 5' | 6' X 6' | 6.5' X 5' | 6.5' X 6' |
|----------------|----|-----------|---------|---------|---------|---------|-----------|-----------|
| BOTTOM PLY | MS | 21800 | 23300 | 26300 | 29000 | 33700 | 32500 | 37200 |
| BOTTOM PATRA | | 22800 | 24800 | 28300 | 31500 | 37200 | 35500 | 41200 |
| CLOTH REQUIRED | | | | | | | | |

DB-115



| PARTICULARS | | 6' X 2.5' | 6' X 3' | 6' X 4' | 6' X 5' | 6' X 6' | 6.5' X 5' | 6.5' X 6' |
|----------------|----|-----------|---------|---------|---------|---------|-----------|-----------|
| BOTTOM PLY | MS | 19000 | 20500 | 23500 | 25500 | 29300 | 29000 | 32800 |
| BOTTOM PATRA | | 20000 | 22000 | 25500 | 28000 | 32800 | 32000 | 36800 |
| CLOTH REQUIRED | | | | | | | | |

DB-167



| PARTICULARS | | 6' X 2.5' | 6' X 3' | 6' X 4' | 6' X 5' | 6' X 6' | 6.5' X 5' | 6.5' X 6' |
|----------------|----|-----------|---------|---------|---------|---------|-----------|-----------|
| BOTTOM PLY | MS | 18000 | 19500 | 21500 | 24000 | 27500 | 27500 | 31500 |
| BOTTOM PATRA | | 19000 | 21000 | 23500 | 26500 | 31000 | 30500 | 36000 |
| CLOTH REQUIRED | | | | | | | | |

DB-758



| PARTICULARS | | 6' X 2.5' | 6' X 3' | 6' X 4' | 6' X 5' | 6' X 6' | 6.5' X 5' | 6.5' X 6' |
|----------------|----|-----------|---------|---------|---------|---------|-----------|-----------|
| BOTTOM PLY | MS | 18000 | 19500 | 21500 | 25000 | 29000 | 28500 | 32500 |
| BOTTOM PATRA | | 19000 | 21000 | 23500 | 27500 | 32500 | 31500 | 36500 |
| CLOTH REQUIRED | | | | | | | | |

DB-101



PAGE No. 10

| PARTICULARS | | 6' X 2.5' | 6' X 3' | 6' X 4' | 6' X 5' | 6' X 6' | 6.5' X 5' | 6.5' X 6' |
|----------------|----|-----------|---------|---------|---------|---------|-----------|-----------|
| BOTTOM PLY | MS | 15500 | 17000 | 19000 | 21500 | 25000 | 25000 | 28500 |
| BOTTOM PATRA | | 16500 | 18500 | 21000 | 24000 | 28500 | 28000 | 32500 |
| CLOTH REQUIRED | | | | | | | | |

DB-110



| PARTICULARS | | 6' X 2.5' | 6' X 3' | 6' X 4' | 6' X 5' | 6' X 6' | 6.5' X 5' | 6.5' X 6' |
|--------------|----|-----------|---------|---------|---------|---------|-----------|-----------|
| BOTTOM PLY | MS | 15500 | 17000 | 19000 | 21500 | 25000 | 25000 | 28500 |
| BOTTOM PATRA | | 16500 | 18500 | 21000 | 24000 | 28500 | 28000 | 32500 |

DB-168



| PARTICULARS | | 6' X 2.5' | 6' X 3' | 6' X 4' | 6' X 5' | 6' X 6' | 6.5' X 5' | 6.5' X 6' |
|--------------|----|-----------|---------|---------|---------|---------|-----------|-----------|
| BOTTOM PATRA | MS | 16500 | 18500 | 21000 | 24000 | 28500 | 28000 | 32500 |

DB-759



| PARTICULARS | | 6' X 2.5' | 6' X 3' | 6' X 4' | 6' X 5' | 6' X 6' | 6.5' X 5' | 6.5' X 6' |
|--------------|----|-----------|---------|---------|---------|---------|-----------|-----------|
| BOTTOM PLY | MS | 15500 | 17000 | 19000 | 21500 | 25000 | 25000 | 28500 |
| BOTTOM PATRA | | 16500 | 18500 | 21000 | 24000 | 28500 | 28000 | 32500 |

WITHOUT STORAGE BED

DB-141



PAGE No. 12

| PARTICULARS | | 6' X 2.5' | 6' X 3' | 6' X 4' | 6' X 5' | 6' X 6' | 6.5' X 5' | 6.5' X 6' |
|-------------|----|-----------|---------|---------|---------|---------|-----------|-----------|
| SADA BED | MS | - | - | - | 19000 | 21000 | - | - |

DB-760



PAGE No. 13

| PARTICULARS | | 6' X 2.5' | 6' X 3' |
|-------------|----|-----------|---------|
| SADA BED | MS | 9500 | 10000 |

DB-761



| PARTICULARS | | 6' X 2.5' | 6' X 3' |
|-------------|----|-----------|---------|
| SADA BED | MS | 9500 | 10000 |

DB-158



| PARTICULARS | | 6' X 2.5' | 6' X 3' |
|-------------|----|-----------|---------|
| SADA BED | MS | 7000 | 7500 |

DB-762



| PARTICULARS | | 6' X 2.5' | 6' X 3' |
|-------------|----|-----------|---------|
| SADA BED | MS | 9500 | 10000 |

DB-101




PAGE No. 14

| PARTICULARS | | 6' X 2.5' | 6' X 3' | 6' X 4' | 6' X 5' | 6' X 6' |
|-------------|----|-----------|---------|---------|---------|---------|
| SADA BED | MS | 8500 | 9000 | 11000 | 12500 | 14500 |



DB-161

| | | | |
|-----------------------------|----|-----------|---------|
| PARTICULARS | | 6' X 2.5' | 6' X 3' |
| SADA BED FULL PIPE GRILL | SS | 15000 | 16000 |



DB-162

| | | | |
|------------------------------|----|-----------|---------|
| PARTICULARS | | 6' X 2.5' | 6' X 3' |
| SADA DIWAN WITH 12 MM PLY | SS | 10400 | 11400 |



DB-159

| | | | | | | | | |
|--------------|----|-----------|---------|---------|---------|---------|-----------|-----------|
| PARTICULARS | | 6' X 2.5' | 6' X 3' | 6' X 4' | 6' X 5' | 6' X 6' | 6.5' X 5' | 6.5' X 6' |
| SADA DIWAN | MS | 7500 | 8000 | 10000 | 11500 | 13500 | - | - |
| BOTTOM PLY | | 13000 | 14000 | 16000 | 18500 | 22000 | 22000 | 25500 |
| BOTTOM PATRA | | 14000 | 15500 | 18000 | 21000 | 25500 | 25000 | 29500 |



FOLDING BED



DB-703

PAGE No. 15

| | | | |
|-------------|----|-----------|---------|
| PARTICULARS | | 6' X 2.5' | 6' X 3' |
| FOLDING BED | MS | 7500 | 8500 |



DB-702

| | | |
|-------------|----|-----------|
| PARTICULARS | | 6' X 2.5' |
| FOLDING BED | MS | 6500 |



DB-165

| | | | |
|------------------------------|----|-----------|---------|
| PARTICULARS | | 6' X 2.5' | 6' X 3' |
| FOLDING BED WITH MATTRESS | MS | 13800 | 15600 |



DB-166

| | | | |
|------------------------------|----|-----------|---------|
| PARTICULARS | | 6' X 2.5' | 6' X 3' |
| FOLDING BED WITH MATTRESS | MS | 15500 | 17300 |

BUNK BED



DB-175

PAGE No. 16


| | | | |
|-------------|----|-----------|---------|
| PARTICULARS | | 6' X 2.5' | 6' X 3' |
| BUNK BED | MS | 20000 | 24000 |



DB-176

PAGE No. 17

| | | | |
|-------------|----|-----------|---------|
| PARTICULARS | | 6' X 2.5' | 6' X 3' |
| BUNK BED | MS | 21000 | 25000 |



DB-177

| | | | |
|-------------|----|-----------|---------|
| PARTICULARS | | 6' X 2.5' | 6' X 3' |
| | | 6' X 4' | 6' X 5' |
| BUNK BED | MS | 24500 | 28500 |



DB-184

| | | | |
|---------------------|----|-----------|---------|
| PARTICULARS | | 6' X 2.5' | 6' X 3' |
| BUNK BED TOP PLY | MS | 30000 | 36000 |



DB-163

| | | | |
|-------------|----|-----------|---------|
| PARTICULARS | | 6' X 2.5' | 6' X 3' |
| BUNK BED | MS | 15300 | 17000 |



DB-183

| | | | |
|-------------|----|-----------|---------|
| PARTICULARS | | 6' X 2.5' | 6' X 3' |
| BUNK BED | MS | 33600 | 38600 |

SOFA CUM BED

DCB-242



PAGE No. 18

| PARTICULARS | | 3' X 6' | 5' X 6' | - | - | - | - |
|--------------------------------------|----|----------------------------|------------------------------|---|---|---|---|
| CUM BED COMPLETE CLOTH@300 | | 27200 | 35400 | - | - | - | - |
| CLOTH REQUIRED | MS | 54 = 5 MTR | 54 = 8 MTR | - | - | - | - |
| CLOTH REQUIRED TWO TONE | | 54 = 4.5 MTR 54 = 2 MTR | 54 = 5.5 MTR 54 = 2.5 MTR | - | - | - | - |

DCB-248



PAGE No. 19

| PARTICULARS | | 6' X 5' OPEN 1 TROLLEY | 6' X 6' OPEN 1 TROLLEY | 5' X 6' OPEN 2 TROLLEY | 6' X 6' OPEN 2 TROLLEY |
|------------------------|----|---------------------------|---------------------------|---------------------------|---------------------------|
| WITH SEAT PATRA | MS | 24800 | 26800 | 27800 | 29800 |
| CUSHION | | 14500 | 17000 | 16500 | 17000 |
| CLOTH REQUIRED | | 54 = 7.5 MTR | 54 = 8.5 MTR | 54 = 7.5 MTR | 54 = 8.5 MTR |

DCB-250



| PARTICULARS | | 6' X 5' OPEN 1 TROLLEY | 6' X 6' OPEN 1 TROLLEY |
|----------------------------------|----|----------------------------|------------------------------|
| SS HANDLE WITH SEAT PATRA | | 31000 | 33500 |
| CUSHION | MS | 14500 | 17000 |
| CLOTH REQUIRED | | 48 = 8 MTR 54 = 7.5 MTR | 48 = 9.5 MTR 54 = 8.5 MTR |

DCB-249



| PARTICULARS | | 6' X 5' OPEN 1 TROLLEY | 6' X 6' OPEN 1 TROLLEY |
|---------------------------------|----|----------------------------|------------------------------|
| BOTTOM PLY | | 28500 | 30500 |
| CUSHION | MS | 14500 | 17000 |
| CLOTH REQUIRED | | 48 = 8 MTR 54 = 7.5 MTR | 48 = 9.5 MTR 54 = 8.5 MTR |
| REXINE BACK & HANDLE | | 54 = 3 MTR | 54 = 3.5 MTR |

DCB-211



| PARTICULARS | | 6' X 5' OPEN 1 TROLLEY | 6' X 6' OPEN 1 TROLLEY |
|---------------------------------|----|---------------------------|---------------------------|
| BOTTOM PLY | | 28500 | 30500 |
| CUSHION | MS | 14500 | 17000 |
| CLOTH REQUIRED | | 54 = 7 MTR | 54 = 8 MTR |
| REXINE BACK & HANDLE | | 54 = 2 MTR | 54 = 2 MTR |

DCB-251



PAGE No. 20

| PARTICULARS | | 6' X 5' OPEN 1 TROLLEY | 6' X 6' OPEN 1 TROLLEY |
|---|----|----------------------------|------------------------------|
| WITH SEAT PATRA WITH TROLLEY PATRA | | 28500 | 32000 |
| CUSHION | MS | 14500 | 17000 |
| CLOTH REQUIRED | | 48 = 8 MTR 54 = 7.5 MTR | 48 = 9.5 MTR 54 = 8.5 MTR |

DCB-208



| PARTICULARS | | 6' X 5' OPEN 1 TROLLY | 6' X 6' OPEN 1 TROLLY | 5' X 6' OPEN 2 TROLLY | 6' X 6' OPEN 2 TROLLY |
|----------------|----|----------------------------|------------------------------|----------------------------|----------------------------|
| BOTTOM PLY | MS | 19000 | 21000 | 22000 | 24000 |
| CUSHION | | 14500 | 17000 | 16500 | 17000 |
| CLOTH REQUIRED | | 48 = 8 MTR 54 = 7.5 MTR | 48 = 9.5 MTR 54 = 8.5 MTR | 48 = 8 MTR 54 = 7.5 MTR | 48 = 9 MTR 54 = 8.5 MTR |

DCB-201



| PARTICULARS | | 6' X 5' OPEN 1 TROLLY | 6' X 6' OPEN 1 TROLLY | 5' X 6' OPEN 2 TROLLY | 6' X 6' OPEN 2 TROLLY |
|----------------------------|----|--|--|--|--|
| BOTTOM PLY | MS | 18500 | 20500 | 21500 | 23500 |
| CUSHION | | 14500 | 17000 | 16500 | 17000 |
| CLOTH REQUIRED | | 48 = 8 MTR 54 = 7.5 MTR | 48 = 9.5 MTR 54 = 8.5 MTR | 48 = 8 MTR 54 = 7.5 MTR | 48 = 9 MTR 54 = 8.5 MTR |
| CLOTH REQUIRED TWO TONE | | 54 PANNA BACK = 2.5 MTR SEAT = 5.5 MTR | 54 PANNA BACK = 3 MTR SEAT = 6 MTR | 54 PANNA BACK = 2.5 MTR SEAT = 5.5 MTR | 54 PANNA BACK = 2.5 MTR SEAT = 6.5 MTR |

DCB-204



| PARTICULARS | | 6' X 5' OPEN 1 TROLLY | 6' X 6' OPEN 1 TROLLY | 5' X 6' OPEN 2 TROLLY | 6' X 6' OPEN 2 TROLLY |
|----------------|----|----------------------------|----------------------------|--------------------------|--------------------------|
| BOTTOM PLY | MS | 17500 | 19500 | - | - |
| CUSHION | | 10500 | 12300 | - | - |
| HITLON CUSHION | | 8500 | 10000 | - | - |
| CLOTH REQUIRED | | 48 = 6 MTR 54 = 5.5 MTR | 48 = 7 MTR 54 = 6.5 MTR | - | - |

DCB-252






| PARTICULARS | | 6' X 5' OPEN 1 TROLLY | 6' X 6' OPEN 1 TROLLY | 5' X 6' OPEN 2 TROLLY | 6' X 6' OPEN 2 TROLLY |
|----------------|----|----------------------------|----------------------------|--------------------------|--------------------------|
| BOTTOM PLY | MS | 21000 | 23000 | - | - |
| CUSHION | | 10500 | 12300 | - | - |
| HITLON CUSHION | | 8500 | 10000 | - | - |
| CLOTH REQUIRED | | 48 = 6 MTR 54 = 5.5 MTR | 48 = 7 MTR 54 = 6.5 MTR | - | - |


DCB-201




| PARTICULARS | | 6' X 5' OPEN 1 TROLLY | 6' X 6' OPEN 1 TROLLY | 5' X 6' OPEN 2 TROLLY | 6' X 6' OPEN 2 TROLLY |
|----------------|----|----------------------------|------------------------------|----------------------------|----------------------------|
| BOTTOM PLY | SS | 40000 | 43000 | 48000 | 51000 |
| CUSHION | | 14500 | 17000 | 16500 | 17000 |
| CLOTH REQUIRED | | 48 = 8 MTR 54 = 7.5 MTR | 48 = 9.5 MTR 54 = 8.5 MTR | 48 = 8 MTR 54 = 7.5 MTR | 48 = 9 MTR 54 = 8.5 MTR |

| | | | | | |
|---|---|-----------------------|-----------------------|-----------------------|-----------------------|
| PARTICULARS CLOTH@75 HITLON WITH FOAM |  | 6' X 5' OPEN 1 TROLLY | 6' X 6' OPEN 1 TROLLY | | |
| | | 11000 | 13500 | | |
| PARTICULARS CLOTH@150 BONDED WITH FOAM |  | 6' X 5' OPEN 1 TROLLY | 6' X 6' OPEN 1 TROLLY | | |
| | | 17000 | 20000 | | |
| PARTICULARS CLOTH@150 PREMIUM FOAM CUSHION |  | 6' X 5' OPEN 1 TROLLY | 6' X 6' OPEN 1 TROLLY | 5' X 6' OPEN 2 TROLLY | 6' X 6' OPEN 2 TROLLY |
| | | 14500 | 17000 | 16500 | 17000 |


SOFA SETS

DS-226  **PAGE No. 22**


| | | |
|--------------------|----|--|
| PARTICULARS | | 3 + 1 + 1 |
| SOFA SET WITH PLY | MS | 20000 |
| CUSHION | | 19500 |
| CLOTH REQUIRED | | 54 = 4.5 MTR SEAT 4 MTR BACK 2 MTR PILLOW |

DS-245 


| | | |
|--------------------|----|------------------------------|
| PARTICULARS | | 3 + 1 + 1 |
| SOFA SET WITH PLY | MS | 18000 |
| CUSHION | | 12500 |
| CLOTH REQUIRED | | 48 = 7.5 MTR 54 = 6.5 MTR |

DS-229 


| | | |
|--------------------|----|------------------|
| PARTICULARS | | 3 + 1 + 1 |
| SOFA SET WITH PLY | MS | 14200 |
| CUSHION | | 10500 |
| CLOTH REQUIRED | | 54 = 6.5 MTR |

DS-228 


| | | |
|--------------------|----|------------------|
| PARTICULARS | | 3 + 1 + 1 |
| SOFA SET WITH PLY | MS | 16500 |
| CUSHION | | 11800 |
| CLOTH REQUIRED | | 54 = 6.5 MTR |

DS-239  **PAGE No. 23**


| | | |
|--------------------|----|--------------------------|
| PARTICULARS | | 3 + 1 + 1 |
| SOFA SET WITH PLY | SS | 30000 |
| CUSHION | | 17500 |
| CLOTH REQUIRED | | 48 = 9 MTR 54 = 8 MTR |

DS-238 

| | | |
|--------------------|----|----------------------------|
| PARTICULARS | | 3 + 1 + 1 |
| SOFA SET WITH PLY | SS | 30000 |
| CUSHION | | 11800 |
| CLOTH REQUIRED | | 48 = 8 MTR 54 = 7.5 MTR |

DS-241 

| | | |
|--------------------|----|------------------------------|
| PARTICULARS | | 3 + 1 + 1 |
| SOFA SET WITH PLY | SS | 30000 |
| CUSHION | | 11800 |
| CLOTH REQUIRED | | 48 = 8.5 MTR 54 = 7.5 MTR |

DS-240 

| | | |
|--------------------|----|------------------------------|
| PARTICULARS | | 3 + 1 + 1 |
| SOFA SET WITH PLY | SS | 30000 |
| CUSHION | | 11800 |
| CLOTH REQUIRED | | 48 = 7.5 MTR 54 = 6.5 MTR |

DINING SETS

DD-301 | DMC-104

PAGE No. 24



| PARTICULARS | | FRAME | 10 MM GLASS | CHAIR | D. SET | CLOTH REQUIRED | |
|-------------|----|-----------|-------------|-------|--------|----------------|---|
| DINING SET | SS | 4' X 2.5' | 13200 | 7000 | 5300 | 41400 | 54 PANNA 4 CHAIR =3.5 MTR 54 PANNA TRUETONE 2+2 MTR |
| | | 5' X 3' | 14800 | 10500 | 5300 | 57100 | |

DD-309 | DMC-108

PAGE No. 25



| PARTICULARS | | FRAME | BACK PAINTED 10 MM GLASS | CHAIR | D. SET | CLOTH REQUIRED | |
|----------------------------|----|-----------|--------------------------------|-------|--------|----------------|--------------------------------|
| DINING SET REXINE @ 150 | MS | 4' X 2.5' | 5700 | 7000 | 3400 | 26300 | 54 PANNA 4 CHAIR 3.5 MTR |
| | | 5' X 3' | 6700 | 10000 | 3400 | 37100 | |
| | SS | 4' X 2.5' | 10200 | 7000 | 4300 | 34400 | |
| | | 5' X 3' | 11200 | 10000 | 4300 | 47000 | |

DD-311 | DMC-129



| PARTICULARS | | FRAME | BROWN GLASS 10MM | CHAIR | D. SET | CLOTH REQUIRED | |
|-------------|----|-----------|------------------------|-------|--------|----------------|---------------------------------|
| DINING SET | MS | 4' X 2.5' | 8900 | 4800 | 3000 | 25700 | 54 PANNA 4 CHAIR 1.25 MTR |
| | | 5' X 3' | 9900 | 7200 | 3000 | 35100 | |
| | SS | 4' X 2.5' | 11800 | 4800 | - | - | |
| | | 5' X 3' | 12800 | 7200 | - | - | |

DD-310 | DMC-107



| PARTICULARS | | FRAME | CLEAR GLASS 10 MM | BROWN GLASS 10 MM | CHAIR | D. SET | CLOTH REQUIRED | |
|-------------|----|-----------|-------------------------|-------------------------|-------|--------|--------------------|---------------------------------|
| DINING SET | MS | 4' X 2.5' | 7200 | 5000 | 6000 | 3000 | 23700-B 22700-C | 54 PANNA 4 CHAIR 2.25 MTR |
| | | 5' X 3' | 8800 | 7000 | 8400 | 3000 | 33100-B 31700-C | |
| | SS | 4' X 2.5' | 12500 | 5000 | 6000 | 5000 | 38500-B 37500-C | |
| | | 5' X 3' | 14000 | 7000 | 8400 | 5000 | 52400-B 51000-C | |

DD-302 | DMC-087



| PARTICULARS | | FRAME | CLEAR GLASS 10 MM | BROWN GLASS 10 MM | CHAIR | D. SET | CLOTH REQUIRED | |
|-------------|----|-----------|-------------------------|-------------------------|-------|--------|--------------------|---------------------------------|
| DINING SET | MS | 4' X 2.5' | 6000 | 4000 | 4800 | 2500 | 20800-B 20000-C | 54 PANNA 4 CHAIR 1.25 MTR |
| | | 5' X 3' | 7500 | 6000 | 7200 | 2500 | 29700-B 28500-C | |

DD-304 | DMC-304

PAGE No. 26



| PARTICULARS | | | FRAME | CLEAR GLASS 10 MM | BROWN GLASS 10 MM | CHAIR | D. SET | CLOTH REQUIRED |
|-------------|----|---------|-------|-------------------------|-------------------------|-------|--------------------|---------------------------------|
| DINING SET | MS | 3' X 3' | 3900 | 3600 | 4320 | 2050 | 16420-B 15700-C | 54 PANNA 4 CHAIR 1.25 MTR |
| | | 4' X 4' | — | 6400 | 7680 | 2050 | 19780-B 18500-C | |
| | SS | 3' X 3' | 7000 | 3600 | 4320 | 3000 | 23320-B 22600-C | |
| | | 4' X 4' | — | 6400 | 7680 | 3000 | 26680-B 25400-C | |

DD-315 | DMC-129



| PARTICULARS | | | FRAME | CLEAR GLASS 10 MM | BROWN GLASS 10 MM | BENCH | CHAIR | D. SET | CLOTH REQUIRED |
|-------------|----|-----------|-------|-------------------------|-------------------------|-------|-------|--------------------|---|
| DINING SET | MS | 4' X 2.5' | 5900 | 5000 | 6000 | 6000 | 3000 | 23900-B 22900-C | 54 PANNA 2 CHAIR 1 BENCH 1.5 MTR |
| | | 5' X 3' | 7000 | 7000 | 8400 | 7500 | 3000 | 34900-B 33500-C | |

DD-319 | DMC-319



| PARTICULARS | | | FRAME | BLACK PAINTED 10 MM GLASS | CHAIR | D. SET | CLOTH REQUIRED |
|-------------|----|---------|-------|------------------------------|-------|--------|------------------------------|
| DINING SET | MS | 3' X 3' | 6200 | 5400 | 3800 | 26800 | 54 PANNA 4 CHAIR 4 MTR |

DD-311 | DMC-079



| PARTICULARS | | | FRAME | CLEAR GLASS 10 MM | BROWN GLASS 10 MM | CHAIR | D. SET | CLOTH REQUIRED |
|-------------|----|-----------|-------|-------------------------|-------------------------|-------|--------------------|---------------------------------|
| DINING SET | MS | 4' X 2.5' | 8900 | 4000 | 4800 | 3000 | 25700-B 24900-C | 54 PANNA 4 CHAIR 2.25 MTR |
| | | 5' X 3' | 9900 | 6000 | 7200 | 3000 | 35100-B 33900-C | |

DD-311 | DMC-311



PAGE No. 27

| PARTICULARS | | | FRAME | CLEAR GLASS 10 MM | BROWN GLASS 10 MM | CHAIR | D. SET | CLOTH REQUIRED |
|-------------|----|-----------|-------|-------------------------|-------------------------|-------|--------------------|--|
| DINING SET | SS | 4' X 2.5' | 11800 | 4000 | 4800 | 4300 | 33800-B 33000-C | 48 PANNA 4 CHAIR 3.5 MTR 54 PANNA 4 CHAIR 3 MTR |
| | | 5' X 3' | 12800 | 6000 | 7200 | 4300 | 45800-B 44600-C | |

DD-320 | DMC-130



| PARTICULARS | | | FRAME | BACK PAINT 10 MM GLASS | CHAIR | D. SET | CLOTH REQUIRED |
|-------------|----|---------|-------|------------------------------|-------|--------|--------------------------------|
| DINING SET | SS | 3' X 3' | 7500 | 5400 | 3100 | 25300 | 54 PANNA 4 CHAIR 1.5 MTR |



DD-302 | DMC-079

| PARTICULARS | | FRAME | CLEAR GLASS 10 MM | BROWN GLASS 10 MM | CHAIR | D. SET | CLOTH REQUIRED |
|-------------|----|-----------|----------------------|----------------------|-------|--------|--------------------|
| DINING SET | SS | 4' X 2.5' | 11800 | 4000 | 4800 | 4200 | 33400-B 32600-C |
| | | 5' X 3' | 13200 | 6000 | 7200 | 4200 | 45600-B 44400-C |

54 PANNA
4 CHAIR
2.25 MTR

DD-315 | DMC-091



| PARTICULARS | | FRAME | CLEAR GLASS 10 MM | BROWN GLASS 10 MM | CHAIR | D. SET | CLOTH REQUIRED |
|-------------|----|-----------|----------------------|----------------------|-------|--------------|--------------------|
| DINING SET | SS | 4' X 2.5' | 8000 | 5000 | 6000 | 4250 EACH | 31000-B 30000-C |
| | | 5' X 3' | 9000 | 7000 | 8400 | 4250 EACH | 42900-B 41500-C |

54 PANNA
4 CHAIR
3.5 MTR

CHAIR

DMC-119



| PARTICULARS | | |
|-------------|----|------|
| CHAIR | MS | — |
| | SS | 5400 |

28

DMC-120



| PARTICULARS | | |
|-------------|----|------|
| CHAIR | MS | — |
| | SS | 5600 |

DMC-108



| PARTICULARS | | |
|-------------|----|------|
| CHAIR | MS | 3400 |
| | SS | 4300 |

DMC-116



| PARTICULARS | | |
|-------------|----|------|
| CHAIR | MS | — |
| | SS | 4600 |

DMC-091



| PARTICULARS | | |
|-------------|----|------|
| CHAIR | MS | — |
| | SS | 4250 |

DMC-093



| PARTICULARS | | |
|-------------|----|------|
| CHAIR | MS | — |
| | SS | 4250 |

DMC-145



| PARTICULARS | | |
|-------------|----|------|
| CHAIR | MS | — |
| | SS | 4400 |

DMC-101



| PARTICULARS | | |
|-------------|----|------|
| CHAIR | MS | — |
| | SS | 4200 |

DMC-129



| PARTICULARS | | |
|-------------|----|------|
| CHAIR | MS | 3000 |
| | SS | — |

DMC-107



| PARTICULARS | | |
|-------------|----|------|
| CHAIR | MS | 3000 |
| | SS | 5000 |

DMC-135



| PARTICULARS | | |
|-------------|----|------|
| CHAIR | MS | — |
| | SS | 4000 |

DMC-121



| PARTICULARS | | |
|-------------|----|------|
| CHAIR | MS | — |
| | SS | 4000 |

DMC-250



| PARTICULARS | | |
|-------------|----|------|
| CHAIR | MS | — |
| | SS | 4100 |

29

DMC-088




| PARTICULARS | | |
|-------------|----|------|
| CHAIR | MS | — |
| | SS | 4100 |


DMC-132




| PARTICULARS | | |
|-------------|----|------|
| CHAIR | MS | — |
| | SS | 4200 |

DMC-140 


| PARTICULARS | | |
|-------------|----|------|
| CHAIR | MS | — |
| | SS | 3800 |

DMC-083 


| PARTICULARS | | |
|-------------|----|------|
| CHAIR | MS | — |
| | SS | 4000 |

DMC-105 


| PARTICULARS | | |
|-------------|----|------|
| CHAIR | MS | — |
| | SS | 4600 |

DMC-087 


| PARTICULARS | | |
|-------------|----|------|
| CHAIR | MS | 2500 |
| | SS | 3600 |

DMC-079 


| PARTICULARS | | |
|-------------|----|------|
| CHAIR | MS | 3000 |
| | SS | 4200 |

DMC-085 


| PARTICULARS | | |
|-------------|----|------|
| CHAIR | MS | 2400 |
| | SS | 3400 |

DMC-315 

| PARTICULARS | | |
|-------------|----|------|
| CHAIR | MS | — |
| | SS | 3400 |


DMC-130 

| PARTICULARS | | |
|-------------|----|------|
| CHAIR | MS | — |
| | SS | 3100 |


DMC-080 

| PARTICULARS | | |
|-------------|----|------|
| CHAIR | MS | — |
| | SS | 4100 |


GARDEN SWING

DJ-405  PAGE No. 30


| PARTICULARS | |
|-------------|-------------------------|
| | 3 Seater 72"(W)X 54"(D) |
| MS | 58000 |

DJ-401  PAGE No. 31


| PARTICULARS | | |
|-------------|----------------------------|----------------------------|
| | 3 Seater 72"(W)X 54"(D) | 2 Seater 54"(W)X 54"(D) |
| MS | 34000 | 30000 |

DJ-411  PAGE No. 32


| PARTICULARS | |
|-------------|---|
| | 2 Seater with Cushion 60"(W)X42 "(D) |
| MS | 31000 |
| SS | 49200 |

DJ-402  PAGE No. 32

| PARTICULARS | | |
|-------------|--|---------------|
| | 1 Seater with Cushion 40"(W)X42"(D) | CLOTH |
| MS | 16000 | 54 1.5 MTR |
| SS | 29500 | |

DJ-412 

| PARTICULARS | | |
|--|--|--------------------------|
| | 3 Seater 72"(W) X 42"(D) with Cushion | Only Seat Back Handle |
| MS | 23500 | 11600 |
| SS | 38200 | 14600 |
| 54 WIDTH CLOTH 2.5 MTR 48 WIDTH CLOTH 3 MTR | | |

DJ-403 

| PARTICULARS | | |
|--|--|--------------------------|
| | 2 Seater 60"(W) X 42"(D) with Cushion | Only Seat Back Handle |
| MS | 18000 | 9500 |
| SS | 31700 | 12500 |
| 54 WIDTH CLOTH 2 MTR 48 WIDTH CLOTH 2.5 MTR | | |

DJ-410

PAGE No. 33



PARTICULARS

| | | |
|--|--------------|--|
| 2 Seater 42" W/O Chain with Cushion CLOTH 1.5 MTR | | 3 Seater 60" W/O Chain with Cushion CLOTH 2 MTR |
| MS | 11700 | 13200 |
| SS | 15400 | 17700 |

DJ-409



PARTICULARS

| | |
|--|--------------|
| W/O Chain with Cushion & Spring | |
| MS | 8800 |
| SS | 11000 |

DJ-404



PARTICULARS

| | | | |
|---|------------------------------|-----------------------------|-------------|
| 2 Seater 60" (W)X42"(D) with Cushion Cloth 2 MTR | Only Seat Back Handle | Golden Coating Extra | |
| MS | 27500 | 13500 | 3000 |

DJ-408



PARTICULARS

| | |
|--|--------------|
| Rocking Chair with Cushion Cloth 1.25 MTR | |
| MS | 7500 |
| SS | 10400 |

CENTER TABLE

**DCT-501
DCT-502
DCT-506**

35



DCT-501



DCT-502



DCT-506

| PARTICULARS | 15" X 24" | 18" X 30" | 18" X 36" | 3' X 2' | 4' X 2' | 18" X 18" | 24" X 24" | 30" X 30" |
|--------------------------|------------------|------------------|------------------|----------------|----------------|------------------|------------------|------------------|
| 5/8 SS 2 RING | 2500 | 3000 | 3400 | - | - | - | - | - |
| 3/4 SS 2 RING | 3000 | 3600 | 4000 | 4500 | 5300 | 3300 | 3600 | 4500 |
| MSPC 5/8 | 1900 | 2100 | 2300 | 2800 | 3500 | 1900 | 2100 | |
| DELUXE 24" H | 4600 | 5300 | 6000 | - | - | - | - | - |
| 10 mm GLASS CLEAR | 1000 | 1500 | 1800 | 2400 | 3200 | 900 | 1600 | 2500 |
| 10 mm GLASS BROWN | 1200 | 1800 | 2160 | 2880 | 3840 | 1080 | 1920 | 3000 |

DCT-537



34

PARTICULARS

SS

| | |
|--|-------------|
| 600 ROUND X 450 (H) SS FRAME WITH CLEAR GLASS | 5400 |
| 750 ROUND X 450 (H) SS FRAME WITH CLEAR GLASS | 6900 |
| 900 ROUND X 450 (H) SS FRAME WITH CLEAR GLASS | 8600 |

DCT-527



PARTICULARS

SS

| | |
|--|-------------|
| CENTER TABLE 1200 X 600 X 450 (H) SS FRAME WITH CLEAR GLASS | 9500 |
| 900 X 600 X 450 (H) SS FRAME WITH CLEAR GLASS | 8500 |

DCT-529



PARTICULARS

SS

| | |
|---|-------------|
| 1200 X 600 X 500 (H) SS FRAME WITH CLEAR GLASS | 9700 |
| 840 X 535 X 500 (H) SS FRAME WITH CLEAR GLASS | 9150 |

DCT-503 | DCT-504



DCT-503



DCT-504

| PARTICULARS | 15" X 24" | 18" X 30" | 18" X 36" |
|--------------------------|------------------|------------------|------------------|
| 3/SS 24"(H) | 4600 | 5300 | 6000 |
| 10 mm GLASS Clear | 1000 | 1500 | 1800 |
| 10 mm GLASS Brown | 1200 | 1800 | 2160 |
| MS | 2600 | 3300 | 3700 |



DCT-519

| PARTICULARS | SS |
|-------------------|------|
| 16" X 27" | 5600 |
| 10 mm GLASS Clear | 3000 |
| 10 mm GLASS Brown | 3600 |



DCT-511

| PARTICULARS | SS |
|-------------------|------|
| 18" X 30" | 3800 |
| 10 mm GLASS Clear | 1500 |
| 10 mm GLASS Brown | 1800 |



DCT-513

| PARTICULARS | SS |
|-------------------|------|
| 18" X 30" | 3300 |
| 10 mm GLASS Clear | 2500 |
| 10 mm GLASS Brown | 3000 |



DCT-514

| PARTICULARS | SS |
|-------------------|------|
| 18" X 30" | 5300 |
| 10 mm GLASS Clear | 1500 |
| 10 mm GLASS Brown | 1800 |



DCT-520

| PARTICULARS | SS |
|-------------------|------|
| 15" X 24" | 4000 |
| 10 mm GLASS Clear | 2000 |
| 10 mm GLASS Brown | 2400 |

STOOL



DA-601

| PARTICULARS | SS FRAME |
|-------------|----------|
| 18" HEIGHT | 1850 |
| 21" HEIGHT | 2000 |
| 24" HEIGHT | 2150 |



DA-604

| PARTICULARS | SS FRAME |
|-------------|----------|
| 18" HEIGHT | 1800 |
| 21" HEIGHT | 2000 |



DA-605



DA-606

| PARTICULARS | SS FRAME |
|-------------|----------|
| 18" HEIGHT | 1500 |
| 21" HEIGHT | 1650 |
| 24" HEIGHT | 1800 |



DA-616

| PARTICULARS | SS FRAME |
|----------------------------|----------|
| With Cushion 20" Height | 3200 |



DA-618

| PARTICULARS | SS FRAME |
|-------------|----------|
| 18" HEIGHT | 1500 |
| 21" HEIGHT | 1650 |



DA-617

| PARTICULARS | SS FRAME |
|-------------|----------|
| 18" HEIGHT | 1500 |
| 21" HEIGHT | 1650 |

DreamsTM



*Decorate
Your life with arts*

Dreams®

METAL
STORAGE



DB 763



DB 134



DB 116



DB 103



DB 112



DB 111



DB 124



DB 102



DB 159



DA 607



DCT 608



DCT 609



DCT 501



DCT 502



DCT 506



DA 601



DA 605



DA 606

Dreams®

DB 143





DB 145



DB 154



DB 159
W/O STORAGE



FOLDING BED
DB 703

Dreams[®]

DCB 246





DCB 207



DCB 247



DCB 253



DS 227

Dreams[®]

DD 321 | DMC 321





DD 322 | DMC 322



DD 323 | DMC 323



DD 316 | DMC 080



DreamsTM



Dreams



*Decorate
Your life with arts*

Note :

- 1) All above price are inclusive of GST 18%
- 2) All rates are in Black / Brown Powder Coating only. Other colours will be charged extra.
- 3) All cushion inclusive of Rs : 100.00 MTR.
- 4) Cushion seat 32 density premium quality (3 years warranty) & back 28 density.
- 5) Packing & forwarding charges extra.
- 6) Direct delivery to customer will be charged extra.
- 7) Check stock availability & rates of the product before confirming the order.
- 8) No Warranty / Replacement against any loss / damage occurred during transit or transporters fault.
- 9) Colour apper in catalogue may vary from the actual product.
- 10) Delivery time minimum 10 - 12 days for make to order items.

TO BE EFFECTIVE FROM 1-JAN-2022

DB-763
DB-134


| PARTICULARS | | 6' X 2.5' | 6' X 3' | 6' X 4' | 6' X 5' | 6' X 6' | 6.5' X 5' | 6.5' X 6' |
|--------------|----|-----------|---------|---------|---------|---------|-----------|-----------|
| BOTTOM PLY | MS | 18000 | 19500 | 21500 | 24000 | 27500 | 27500 | 31000 |
| BOTTOM PATRA | | 19000 | 21000 | 23500 | 26500 | 31000 | 30500 | 35000 |

DB-116


| PARTICULARS | | 6' X 2.5' | 6' X 3' | 6' X 4' | 6' X 5' | 6' X 6' | 6.5' X 5' | 6.5' X 6' |
|--------------|----|-----------|---------|---------|---------|---------|-----------|-----------|
| BOTTOM PLY | MS | 17300 | 18800 | 20800 | 23300 | 26800 | 26800 | 30300 |
| BOTTOM PATRA | | 18300 | 20300 | 22800 | 25800 | 30300 | 29800 | 34300 |

DB-103


| PARTICULARS | | 6' X 2.5' | 6' X 3' | 6' X 4' | 6' X 5' | 6' X 6' | 6.5' X 5' | 6.5' X 6' |
|-----------------|----|-----------|---------|---------|---------|---------|-----------|-----------|
| BOTTOM PLY | MS | 15500 | 17000 | 19000 | 21500 | 25000 | 25000 | 28500 |
| BOTTOM PATRA | | 16500 | 18500 | 21000 | 24000 | 28500 | 28000 | 32500 |
| WITHOUT STORAGE | | 8500 | 9000 | 11000 | 12500 | 14500 | — | — |

DB-111


| PARTICULARS | | 6' X 2.5' | 6' X 3' | 6' X 4' | 6' X 5' | 6' X 6' | 6.5' X 5' | 6.5' X 6' |
|--------------|----|-----------|---------|---------|---------|---------|-----------|-----------|
| BOTTOM PLY | MS | 16700 | 18200 | 20200 | 22700 | 26200 | 26200 | 29700 |
| BOTTOM PATRA | | 17700 | 19700 | 22200 | 25200 | 29700 | 29200 | 33700 |

**DB-102 / DB-112
DB-124**

DB-112

DB-124

DB-102

| PARTICULARS | | 6' X 2.5' | 6' X 3' | 6' X 4' | 6' X 5' | 6' X 6' | 6.5' X 5' | 6.5' X 6' |
|--------------|----|-----------|---------|---------|---------|---------|-----------|-----------|
| BOTTOM PLY | MS | 16300 | 17800 | 19800 | 22300 | 25800 | 25800 | 29300 |
| BOTTOM PATRA | | 17300 | 19300 | 21800 | 24800 | 29300 | 28800 | 33300 |

DB-159


| PARTICULARS | | 6' X 2.5' | 6' X 3' | 6' X 4' | 6' X 5' | 6' X 6' |
|--------------|----|-----------|---------|---------|---------|---------|
| BOTTOM PLY | MS | 13000 | 14000 | 16000 | 18500 | 22000 |
| BOTTOM PATRA | | 14000 | 15500 | 18000 | 21000 | 25500 |



DA-607

METAL with Glass

2700



DA-608

METAL with Glass + 1 DRAWER

6600



DA-609

METAL + 2 DRAWER

7200

**DCT-501
DCT-502**



DCT-501



DCT-502

| PARTICULARS | 15" X 24" | 18" X 30" | 18" X 36" |
|-------------------|-----------|-----------|-----------|
| 5/8 SS 2 RING | 2500 | 3000 | 3400 |
| 3/4 SS 2 RING | 3000 | 3600 | 4000 |
| MSPC 5/8 | 1900 | 2100 | 2300 |
| 10 mm GLASS CLEAR | 1000 | 1500 | 1800 |
| 10 mm GLASS BROWN | 1200 | 1800 | 2160 |

DA-601

SS FRAME

| 18" HEIGHT | 21" HEIGHT | 24" HEIGHT |
|------------|------------|------------|
| 1850 | 2000 | 2150 |



DA-605, 606

SS FRAME

| 18" HEIGHT | 21" HEIGHT | 24" HEIGHT |
|------------|------------|------------|
| 1500 | 1650 | 1800 |



DB-143 / 145



| PARTICULARS | | 6' X 2.5' | 6' X 3' | 6' X 4' | 6' X 5' | 6' X 6' | 6.5' X 5' | 6.5' X 6' |
|-------------|----|-----------|---------|---------|---------|---------|-----------|-----------|
| SADA BED | MS | 9000 | 9500 | 12500 | 14000 | 16000 | 15500 | 18000 |

DB-154



| PARTICULARS | | 6' X 2.5' | 6' X 3' |
|-------------|----|-----------|---------|
| SADA BED | MS | 8500 | 9000 |

DB-703



| PARTICULARS | | 6' X 2.5' | 6' X 3' |
|-------------|----|-----------|---------|
| SADA BED | MS | 7500 | 8500 |

DB-159



| PARTICULARS | | 6' X 2.5' | 6' X 3' | 6' X 4' | 6' X 5' | 6' X 6' | 6.5' X 5' | 6.5' X 6' |
|-------------|----|-----------|---------|---------|---------|---------|-----------|-----------|
| SADA BED | MS | 7500 | 8000 | 10500 | 12000 | 14000 | 13500 | 16000 |

PARTICULARS



HITLON WITH FOAM

6' X 5' OPEN 1 TROLLY

11000

6' X 6' OPEN 1 TROLLY

13500

DCB-246 / 247



| PARTICULARS | | 6' X 5' | 6' X 6' |
|---|----|---------|---------|
| FRAME WITH BOTTOM PLY HITLON WITH CUSHION | MS | 28000 | 33000 |
| 54" WIDTH CLOTH REQUIRED | | 7 Mtr | 8 Mtr |

DCB-207



| PARTICULARS | | 6' X 5' | 6' X 6' |
|--------------------------|----|---------|---------|
| FRAME WITH BOTTOM PLY | MS | 21600 | 23600 |
| CUSHION | | 14500 | 17000 |
| 54" WIDTH CLOTH REQUIRED | | 7 Mtr | 8 Mtr |

DCB-253



| PARTICULARS | | 6' X 5' | 6' X 6' |
|-----------------------|----|---------|---------|
| FRAME WITH BOTTOM PLY | MS | 18200 | 20400 |
| FOAM CUSHION | | 10500 | 12300 |
| HITLON CUSHION | | 8500 | 10000 |
| CLOTH REQUIRED | | 5 Mtr | 6 Mtr |

DS-227



| PARTICULARS | | 3 + 1 + 1 |
|-------------------|----|-----------|
| SOFA SET WITH PLY | MS | 14200 |
| FOAM CUSHION | | 10500 |
| CLOTH REQUIRED | | 6.5 Mtr |

DD-321 | DMC-321



| PARTICULARS | | | FRAME | 10 MM Clear GLASS | CHAIR | D. SET | CLOTH REQUIRED |
|-------------|----|-----------|-------|-------------------|-------|--------|-----------------------|
| DINING SET | MS | 4' X 2.5' | 5000 | 4000 | 2150 | 17600 | 1.25 MTR FOR 4 CHAIRS |
| | | 5' X 3' | 6000 | 6000 | 2150 | 24900 | 2 MTR FOR 6 CHAIRS |

DD-322 | DMC-322



| PARTICULARS | | | FRAME | 10 MM Clear GLASS | CHAIR | D. SET | CLOTH REQUIRED |
|-------------|----|-----------|-------|-------------------|-------|--------|-----------------------|
| DINING SET | MS | 4' X 2.5' | 5500 | 4800 | 2400 | 19900 | 1.25 MTR FOR 4 CHAIRS |
| | | 5' X 3' | 6500 | 7500 | 2400 | 28400 | 2 MTR FOR 6 CHAIRS |

DD-323 | DMC-323



| PARTICULARS | | | FRAME | 10 MM Clear GLASS | CHAIR | D. SET | CLOTH REQUIRED |
|-------------|----|-----------|-------|-------------------|-------|--------|-----------------------|
| DINING SET | SS | 4' X 2.5' | 7200 | 4800 | 3200 | 24800 | 1.25 MTR FOR 4 CHAIRS |
| | | 5' X 3' | 8200 | 7500 | 3200 | 34900 | 2 MTR FOR 6 CHAIRS |

DD-316 | DMC-080



| PARTICULARS | | | FRAME | 10 MM Clear GLASS | CHAIR | D. SET | CLOTH REQUIRED |
|-------------|----|-----------|-------|-------------------|-------|--------|-----------------------|
| DINING SET | SS | 4' X 2.5' | 12500 | 8300 | 4100 | 37200 | 1.25 MTR FOR 4 CHAIRS |
| | | 5' X 3' | 14000 | 12500 | 4100 | 51100 | 2 MTR FOR 6 CHAIRS |